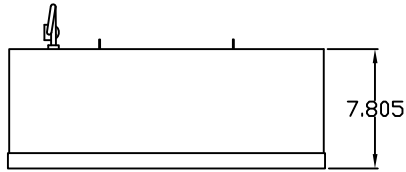



COOLING CAPACITY: 83 WATTS/°F
DIMENSIONS: 50"H X 20.75"W X 7.805"D
WEIGHT: 100 LBS.
MAXIMUM AMPS: 5.02/5.8 @ 120/110VAC 60/50HZ
MAXIMUM AMPS: 1.52/2.16 @ 230/220VAC 60/50HZ
MAXIMUM AMPS: 3.96 @ 48VDC

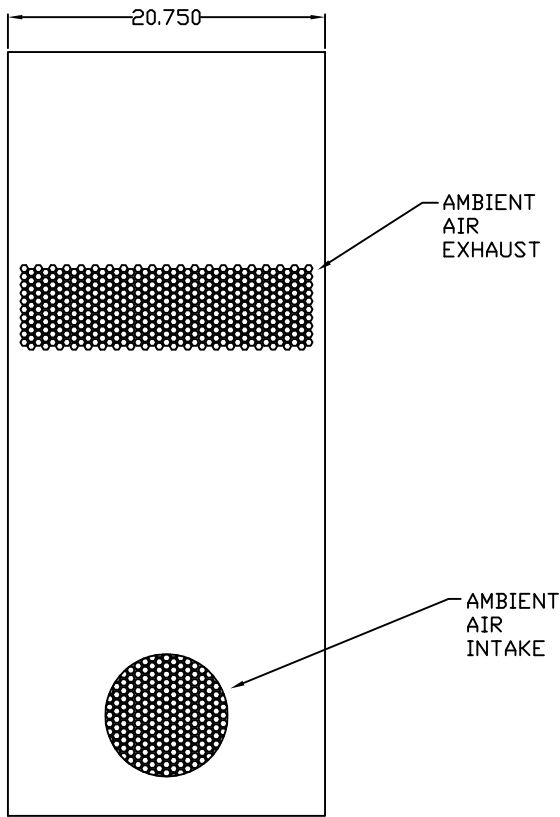
IQ10000HE-CF
TOP VIEW




IQ10000HE-CF
LEFT VIEW



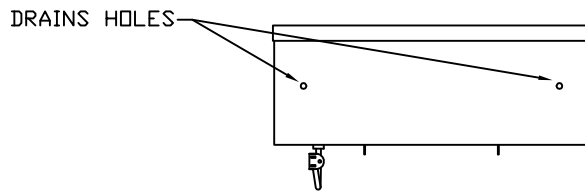
IQ10000HE-CF
FRONT VIEW



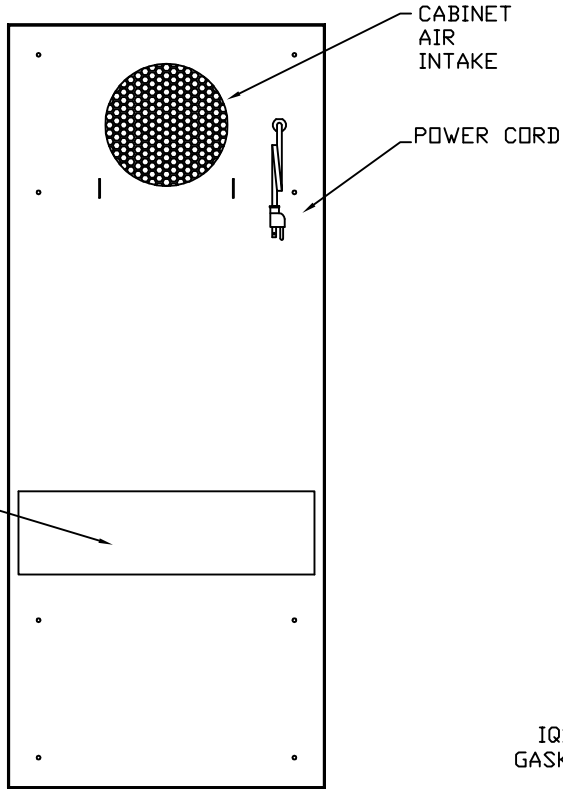
IQ10000HE-CF
RIGHT SIDE



IQ10000HE-CF
BOTTOM VIEW



IQ10000HE-CF
REAR VIEW

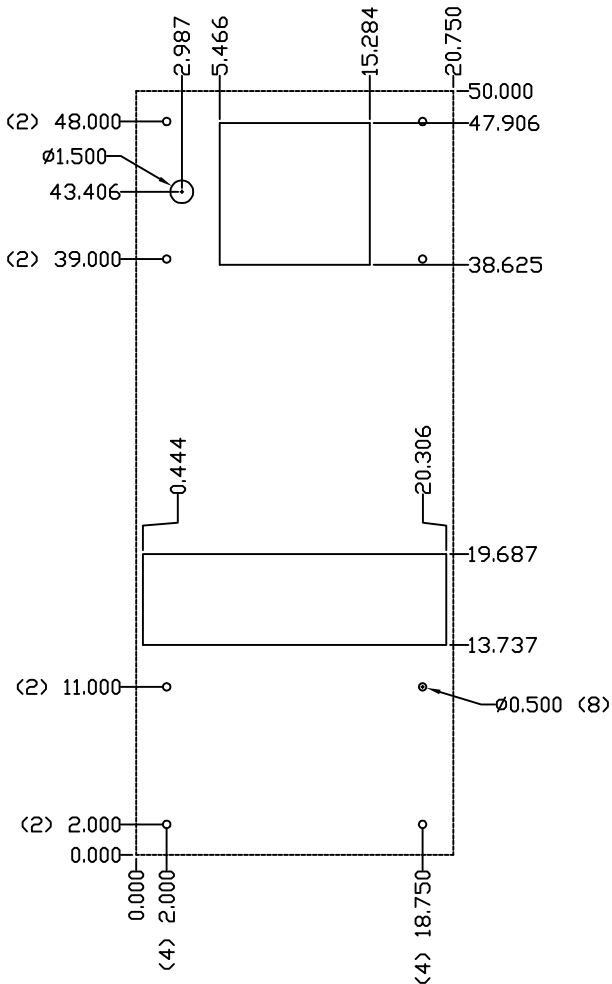


CONDITIONED
AIR
EXHAUST


CABINET
AIR
INTAKE

POWER CORD

IQ10000HE-CF
CUTOUT DRAWING



IQ10000HE-CF
GASKET DRAWING



IMPORTANT
GASKET MUST BE
APPLIED AS SHOWN
FOR PROPER OPERATION
AND TO MAINTAIN
NEMA INTEGRITY.