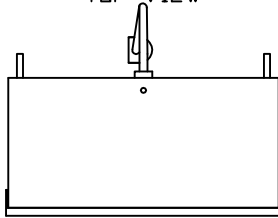
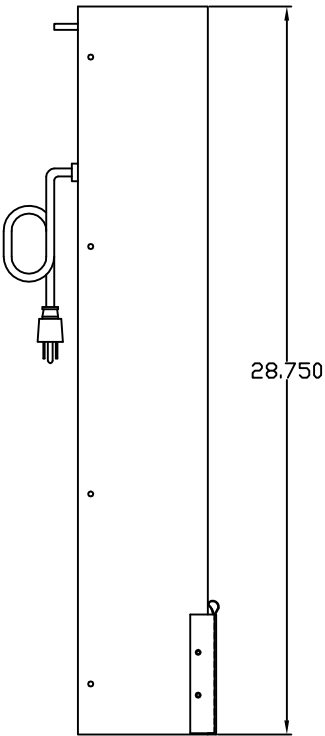


COOLING CAPACITY: 7.4 WATTS/°F
DIMENSIONS: 28.75"H X 10.68"W X 5.13"D
WEIGHT: 34 LBS.
MAXIMUM AMPS: .56/.60 @ 120/110VAC 60/50HZ
MAXIMUM AMPS: .36/.40 @ 230/220VAC 60/50HZ
MAXIMUM AMPS: 1.12 @ 48VDC

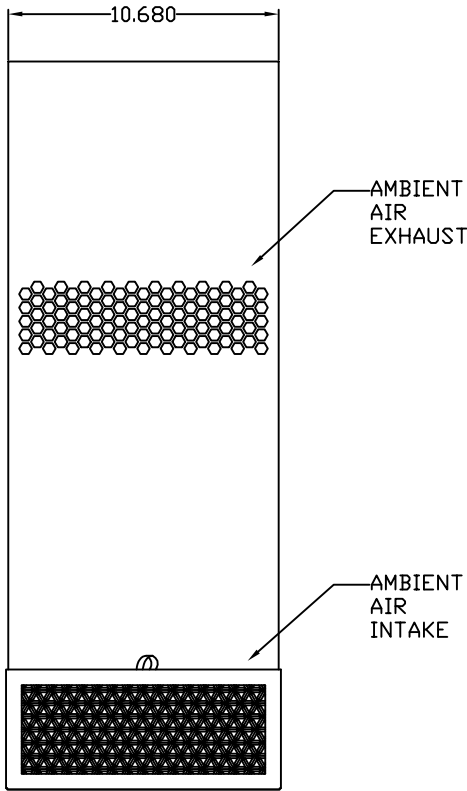
IQ900HE-CF
TOP VIEW



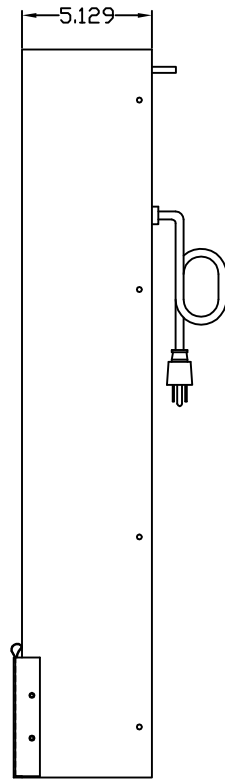
IQ900HE-CF
LEFT SIDE



IQ900HE-CF
FRONT VIEW

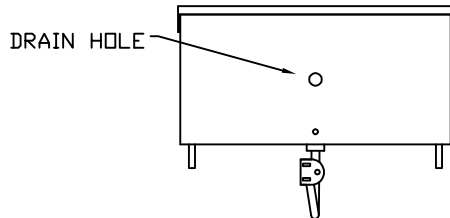


IQ900HE-CF
RIGHT SIDE

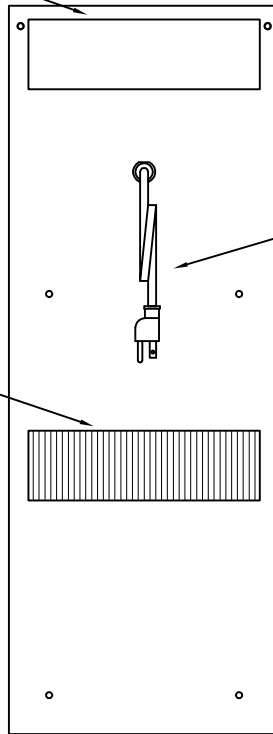


OPTIONAL: FILTER COVER

IQ900HE-CF
BOTTOM VIEW



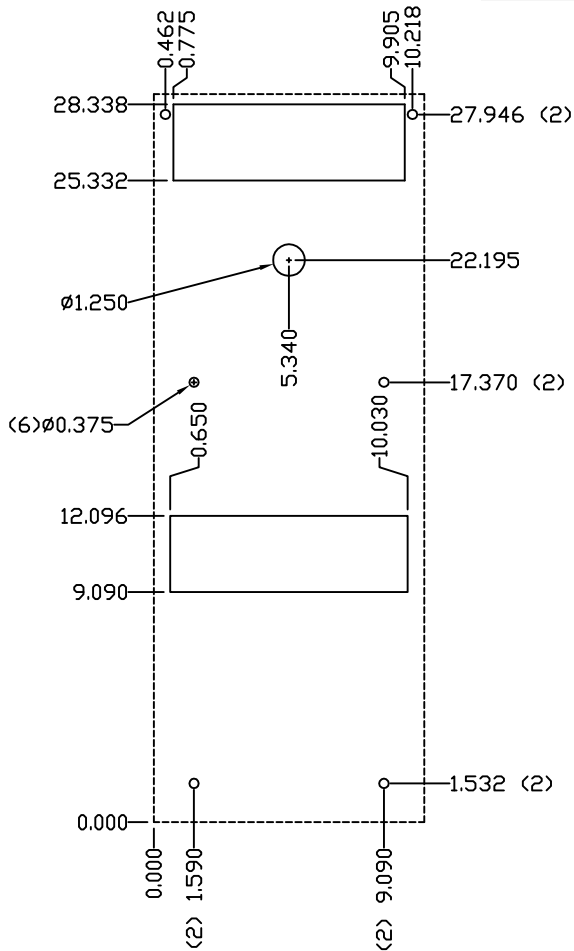
CABINET AIR INTAKE
IQ900HE-CF REAR VIEW



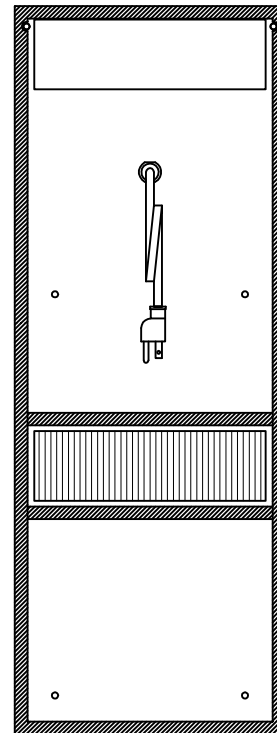
POWER CORD

CONDITIONED AIR EXHAUST

IQ900HE-CF CUT OUT DRAWING



IQ900HE-CF GASKET DRAWING



IMPORTANT
GASKET MUST BE APPLIED AS SHOWN FOR PROPER OPERATION AND TO MAINTAIN NEMA INTEGRITY.

0	INITIAL RELEASE	4-8-09	JMH
REV	DESCRIPTION	DATE	CHECKED
	REVISIONS		

PROPRIETARY DRAWING	DATE	4-8-09
SHEET 2 OF 2		

IQ900HE-CF
IQ290407 0