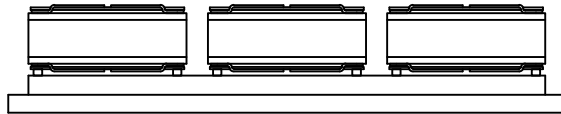



IQ300FPP SPEC DRAWING

315/240 CFM FREE AIR @ 120/110 VAC 60/50 HZ
 PUSH-PULL : 630/480 CFM FREE AIR @ 120/110 VAC 60/50 HZ
 315/240 CFM FREE AIR @ 230/220 VAC 60/50 HZ
 PUSH-PULL : 630/480 CFM FREE AIR @ 230/220 VAC 60/50 HZ
 MAXIMUM AMPS : .42/.46 @ 120/110 VAC 60/50 HZ
 PUSH-PULL : MAXIMUM AMPS : .84/.92 @ 120/110 VAC 60/50 HZ
 MAXIMUM AMPS : .27/.30 @ 230/220 VAC 60/50 HZ
 PUSH-PULL : MAXIMUM AMPS : .54/.60 @ 230/220 VAC 60/50 HZ
 MAXIMUM OPERATING TEMPERATURE : 176°F
 WEIGHT: 5 LBS

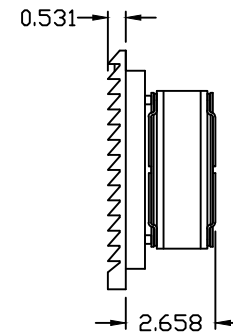
TOP




FRONT



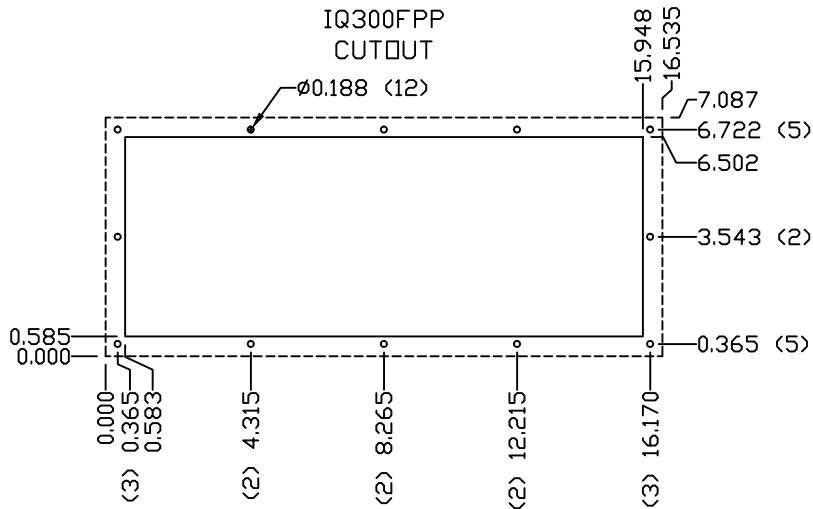
RIGHT SIDE



IQ300FPP
REAR VIEW



IQ300FPP
CUTOUT



REV	DESCRIPTION	DATE	CHECKED
3	ADDED PUSH-PULL	6-12-17	RCC
2	UPDATED SPEC	2-10-10	JMH
1	UPDATED SPEC	11-14-08	JMH
0	INITIAL RELEASE	8-6-08	JMH

PROPRIETARY DRAWING
 THIS DRAWING IS THE PROPERTY OF ICE
 GUBE, INC. AND IS NOT TO BE DUPLICATED
 OR ALTERED WITHOUT AUTHORIZATION OF
 ICE GUBE, INC.

DRAWN	JMH	SCALE	NONE
DATE	8-6-08	SHEET 1 OF 1	

INDUSTRIAL COOLING EQUIPMENT 141 VILSON AVENUE GREENSBURG, PA 15601 724-837-2204 ■ 1-800-867-8234 FAX 724-837-3386	
ICEcube	
PART NAME	IQ300FPP
DWG NO	IQ280804
REV	3