

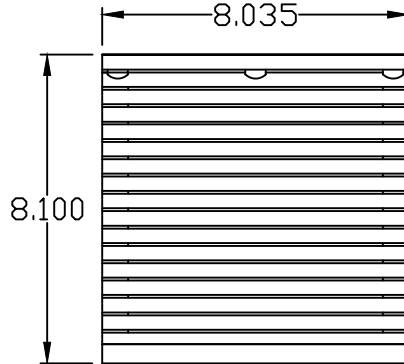
IQ200FPP SPEC DRAWING

235/190 CFM FREE AIR @ 120/110 VAC 60/50 HZ
 PUSH-PULL : 470/380 CFM FREE AIR @ 120/110 VAC 60/50 HZ
 235/190 CFM FREE AIR @ 230/220 VAC 60/50 HZ
 PUSH-PULL : 470/380 CFM FREE AIR @ 230/220 VAC 60/50 HZ
 MAXIMUM AMPS : .35/.39 @ 120/110 VAC 60/50 HZ
 PUSH-PULL : MAXIMUM AMPS : .70/.78 @ 120/110 VAC 60/50 HZ
 MAXIMUM AMPS : .17/.19 @ 230/ 220 VAC 60/50 HZ
 PUSH-PULL : MAXIMUM AMPS : .34/.38 @ 230/220 VAC 60/50 HZ
 MAXIMUM OPERATING TEMPERATURE : 176°F
 WEIGHT: 3.5 LBS

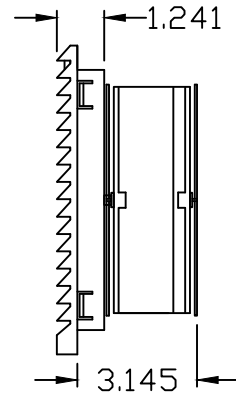
TOP



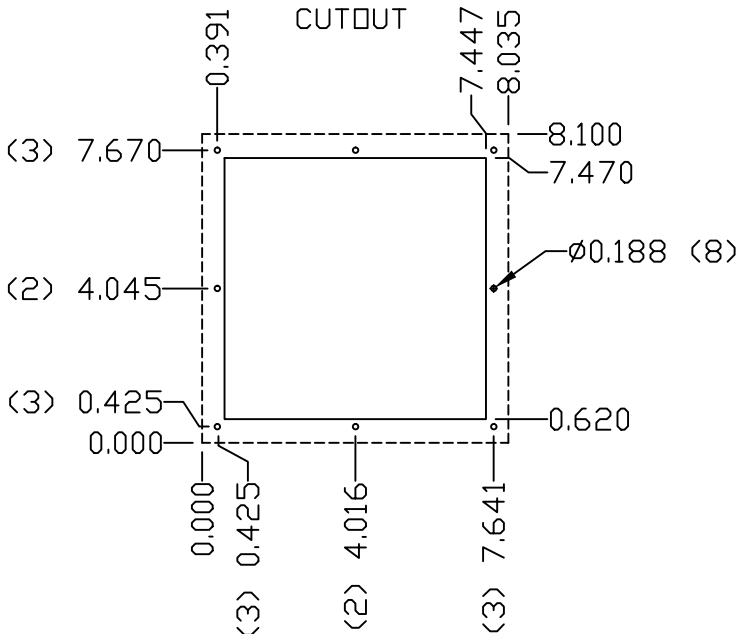
FRONT




RIGHT SIDE



IQ200FPP
CUTOUT



IQ200FPP
REAR VIEW



REV	DESCRIPTION	DATE	CHECKED
4	ADDED PUSH-PULL	6-12-17	RCC
3	UPDATED SPEC	2-10-10	JMH
2	UPDATED OVERALL SIZE	3-30-09	JMH
1	UPDATED SPEC	11-14-08	JMH
0	INITIAL RELEASE	8-7-08	JMH

PROPRIETARY DRAWING
 THIS DRAWING IS THE PROPERTY OF ICE
 GUBB, INC AND IS NOT TO BE REPRODUCED
 OR ALTERED WITHOUT AUTHORIZATION OF
 ICE GUBB, INC.

DRAWN	JMH	SCALE	NONE
DATE	8-6-08	SHEET 1 OF 1	

ICEcube		INDUSTRIAL CEILING EQUIPMENT	
345 VILLEN AVENUE		CHICKADEE, PA 17015	
784-637-8384		1-800-927-8824	
FAX 784-637-2885		PART NAME	
IQ200FPP		DWG NO	
IQ280809		REV	
		4	